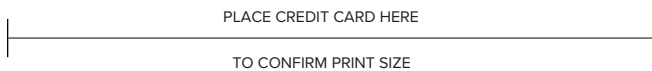


Women's Sculpted Cable Heart Locket Guide

Before adding a photo to your locket, make sure this guide is printed on US Letter size paper (8.5 x 11") and scaled to 100%. To check the accuracy of your printout, position a credit card under the line below. The scale is correct if the credit card and line length match.




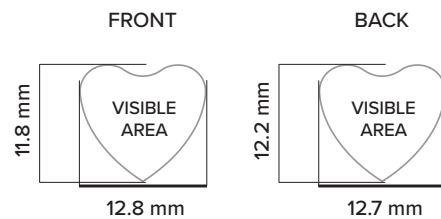
SIZING THE INSERT PHOTO

When sizing your photos, use the stencil below. Simply cut along the dotted lines and use it as a guide to trace the necessary dimensions onto your photo.

Locket measures 27 x 22mm. Total length 37mm

Photo insert should measure 12.8 x 11.8mm

Photo paper should be .4mm thick (equivalent to the width of a thin card)



ADDITIONAL INFORMATION

Locket opens on the side opposite to its hinge and includes two photo frames.

Photos can be inserted into each frame from the right slot panels located in front of the bail and on the panel side.

The back side can be engraved and worn so it's facing front.

Locket can be worn with a box chain or other chains that fit amulets, including multi-row chains.